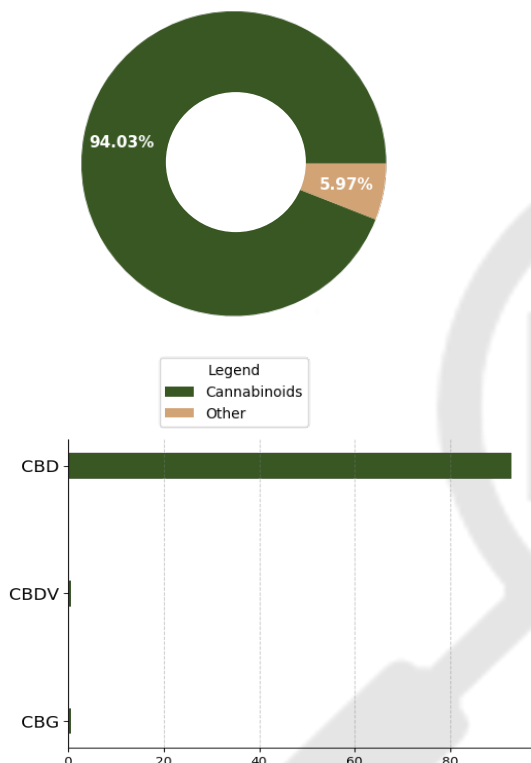


**Lemon Fuel Crumble**

<b>Batch ID:</b> 21C2052708	<b>Received:</b> 08/31/2021	<b>Analysis:</b> 18 Cannabinoid Potency
<b>Sample Type:</b> Concentrate	<b>Analyzed:</b> 09/07/2021	<b>Method:</b> 2021.18P.01
	<b>Test ID:</b> 1458	<b>Equipment:</b> UHPLC

**CANNABINOID PROFILE**
**TOTAL CANNABINOID CONTENT**


Cannabinoid	LOD (%)	LOQ (%)	Result (%)	Result (mg/g)
Cannabidiol (CBD)	4.29e-05	1.30e-04	92.84	928.40
Cannabigerol (CBG)	4.11e-05	1.25e-04	0.59	5.89
Δ9-Tetrahydrocannabinol (Δ9-THC)	7.72e-05	2.34e-04	ND	ND
Cannabacitrin (CBT)	3.95e-05	1.20e-04	ND	ND
Cannabichromene (CBC)	6.99e-05	2.12e-04	ND	ND
Cannabinol (CBN)	3.93e-05	1.19e-04	ND	ND
Cannabicyclol (CBL)	4.58e-05	1.39e-04	ND	ND
Cannabicyclic acid (CBLA)	4.00e-05	1.21e-04	ND	ND
Tetrahydrocannabivarin (THCV)	4.04e-05	1.23e-04	ND	ND
Δ8-Tetrahydrocannabinol (Δ8-THC)	4.73e-05	1.43e-04	ND	ND
Cannabinolic (CBNA)	4.70e-05	1.42e-04	ND	ND
Tetrahydrocannabivarin Acid (THCVA)	3.66e-05	1.11e-04	ND	ND
Cannabigerolic acid (CBGA)	3.98e-05	1.21e-04	ND	ND
Cannabidiolic acid (CBDA)	4.15e-05	1.26e-04	ND	ND
Cannabidivarin (CBDV)	3.97e-05	1.20e-04	0.60	6.02
Tetrahydrocannabinolic Acid (THCA)	3.86e-05	1.17e-04	ND	ND
Cannabichromenic acid (CBCA)	3.99e-05	1.21e-04	ND	ND
Cannabidivarinic Acid (CBDVA)	3.99e-05	1.21e-04	ND	ND
<b>Total Cannabinoid**</b>			<b>94.03</b>	<b>940.31</b>
<b>Total Potential THC*</b>			<b>0.00</b>	<b>0.00</b>
<b>Total Potential CBD*</b>			<b>92.84</b>	<b>928.40</b>
<b>Total Potential CBG*</b>			<b>0.59</b>	<b>5.89</b>

\* Total Potential THC/CBD/CBG is calculated using the following formulas to consider the loss of a carboxyl group during decarboxylation step.

\* Total THC = THC + (THCa \*(0.877)) and Total CBD = CBD + (CBDA \*(0.877)) and Total CBG = CBG + (CBGa\*(0.877))

\*\* Total Cannabinoids result reflects the absolute sum of all cannabinoids detected.

% = % (w/w) = Percent (Weight of Analyte / Weight of Product)

**REMARKS**

Passed visual inspection for particulates, mold, mildew, and other foreign substances.

**FINAL AUTHORIZATION**


Brian McCoy 09/07/2021 12:54 PM

**ANALYZED BY/DATE**


Logan Cline 09/07/2021 01:49 PM

**AUTHORIZED BY/DATE**


Madi Smith 09/07/2021 01:52 PM

**RELEASED BY/DATE**

Laboratory results are based on the sample submitted to Extract Labs, INC, in the condition it was received. Extract Labs, INC, warrants that all analyses performed are in accordance with ISO/IEC 17025:2017. All data is generated using NIST traceable reference material and all reports are produced with the highest regard for scientific integrity. Reports can only be reproduced with the written consent of Extract Labs, INC.

**Lemon Fuel Crumble**

<b>Batch ID:</b>	21C2052708	<b>Received:</b>	08/31/2021	<b>Analysis:</b>	Residual Solvents
<b>Sample Type:</b>	Concentrate	<b>Analyzed:</b>	09/07/2021	<b>Method:</b>	2021.RS.01
		<b>Test ID:</b>	1431	<b>Equipment:</b>	GCMS

**RESIDUAL SOLVENTS**

SOLVENT	REPORTABLE RANGE	RESULT (ppm)
Acetone	100 - 1000	*ND
Acetonitrile	100 - 1000	*ND
Benzene	0.2 - 4	*ND
Butanes	100 - 1000	*ND
Ethanol	100 - 1000	*ND
Ethyl Acetate	100 - 1000	*ND
Heptane	100 - 1000	*ND
Hexanes	6 - 120	*ND
Isopropyl Alcohol	100 - 1000	*ND
Methanol	100 - 1000	*ND
Pentanes	100 - 1000	*ND
Propane	100 - 1000	*ND
Toluene	18 - 360	*ND
Xylenes	43 - 860	*ND

\*ND = Below Reportable Range

**REMARKS**

Passed visual inspection for particulates, mold, mildew, and other foreign substances.

**FINAL AUTHORIZATION**


Brian McCoy 09/07/2021 12:57 PM

ANALYZED BY/DATE



Logan Cline 09/07/2021 01:02 PM

AUTHORIZED BY/DATE



Madi Smith 09/07/2021 01:46 PM

RELEASED BY/DATE

Laboratory results are based on the sample submitted to Extract Labs, INC, in the condition it was received. Extract Labs, INC, warrants that all analyses performed are in accordance with ISO/IEC 17025:2017. All data is generated using NIST traceable reference material and all reports are produced with the highest regard for scientific integrity. Reports can only be reproduced with the written consent of Extract Labs, INC.

## Product Specification

### Lemon Fuel CBD Crumble – 800mg

#### Product Information

Product	Lemon Fuel CBD Crumble
Botanical name	<i>Cannabis sativa</i> L.
Plant Part	Flower
Country of Origin	USA
Extraction Process	CO2 Extraction, Winterization, Distillation, Chromatography
Ingredient Statement	CO2 Extracted Broad Spectrum CBD Distillate, Natural Terpenes

#### Organoleptic Description

Appearance	Light to medium honey-color, dry, crystallized sugar wax
Aroma	Pepper, Lemon, Herbal, Hops, Pine
Taste	Citrus, Cheesy Undertones, Sweet Diesel

#### Physical Characteristics

Cannabidiol Content (CBD):	≥ 800mg
Tetrahydrocannabinol Content (THC):	= 0.0%

#### Shelf Life

Shelf life in original glass jar for up to 1 year.

#### Packaging

Gross weight 1.2oz (35g), net weight 1g  
Packaged in 7ml clear glass jar, screw top with pressure seal  
Larger quantities by arrangement

#### Recommended Storage Conditions

Store at ambient conditions in airtight container.

#### Kosher Certification

Lemon Fuel CBD Crumble is certified Kosher by the Orthodox Union, UKD-ID: OUV3-NZJJFPF.

#### GMP Certification

This product was produced in a cGMP Compliant Facility, audited through Eurofins, Certificate #4949.

I declare that the information given is believed to be correct as of date specified below.

Name: Nick Peters

Title: Quality Manager

Date: May 20, 2021



License No. 800025015  
FL License # CMTL-0003  
CLIA No. 10D1094068

## Certificate of Analysis

Compliance Test

**Extract Labs**  
3620 Walnut St  
Boulder, CO 80301

Batch # TBP050170  
Batch Date: 2021-05-20  
Extracted From: Hemp

Test Reg State: Oregon

Order # EXT210520-050030  
Order Date: 2021-05-20  
Sample # AABJ621

Sampling Date: 2021-05-25  
Lab Batch Date: 2021-05-25  
Completion Date: 2021-06-08

Initial Gross Weight: 7.242 g



Product Image



Potency Panel Not Included

### Terpenes Summary

Analyte	Result (mg/ml) (%)	
trans-Caryophyllene	160.378	16.038%
(R)-(+)-Limonene	119.487	11.949%
beta-Myrcene	64.581	6.458%
alpha-Humulene	55.181	5.518%
alpha-Pinene	51.322	5.132%
Linalool	43.567	4.357%
Caryophyllene oxide	37.102	3.71%
Farnesene	31.983	3.198%
beta-Pinene	19.9	1.99%
Fenchyl Alcohol	10.158	1.016%
Terpineol	8.523	0.852%
trans-Nerolidol	5.538	0.554%
Eucalyptol	4.885	0.488%
Borneol	3.927	0.393%
Camphene	3.583	0.358%
Terpinolene	3.302	0.33%
Geranyl acetate	2.498	0.25%
Ocimene	0.885	0.089%

**Total Terpenes: 62.680%**

Detailed Terpenes Analysis is on the following page

*Xueli Gao*  
Xueli Gao Lab Toxicologist  
Ph.D., DABT

*Aixia Sun*  
Aixia Sun Lab Director/Principal Scientist  
D.H.Sc., M.Sc., B.Sc., MT (AAB)



Definitions and Abbreviations used in this report: \*Total CBD = CBD + (CBD-A \* 0.877), \*Total THC = THCA-A \* 0.877 + Delta 9 THC, \*CBG Total = (CBGA \* 0.877) + CBG, \*CBN Total = (CBNA \* 0.877) + CBN, \*Other Cannabinoids Total = CBC + CBDV + THCV + THCV-A, \*Total Detected Cannabinoids = CBD Total + CBG Total + CBN Total + THC Total + CBC + CBDV + THCV + THCV-A, \*Analyte Details above show the Dry Weight Concentrations unless specified as 12% moisture concentration. (mg/ml) = Milligrams per Milliliter, LOQ = Limit of Quantitation, LOD = Limit of Detection, Dilution = Dilution Factor (ppb) = Parts per Billion, (%) = Percent, (cfu/g) = Colony Forming Unit per Gram (cfu/g) = Colony Forming Unit per Gram, LOD = Limit of Detection, (µg/g) = Microgram per Gram (ppm) = Parts per Million, (ppm) = (µg/g), (aw) = aw (area ratio) = Area Ratio, (mg/Kg) = Milligram per Kilogram



This report shall not be reproduced, without written approval, from ACS Laboratory. The results of this report relate only to the material or product analyzed. Test results are confidential unless explicitly waived otherwise. Accredited by a third-party accrediting body as a competent testing laboratory pursuant to ISO/IEC 17025 of the International Organization for Standardization.



License No. 800025015  
FL License # CMTL-0003  
CLIA No. 10D1094068

# Certificate of Analysis

Compliance Test

**Extract Labs**  
3620 Walnut St  
Boulder, CO 80301

Batch # TBP050170  
Batch Date: 2021-05-20  
Extracted From: Hemp

Test Reg State: Oregon

Order # EXT210520-050030  
Order Date: 2021-05-20  
Sample # AABJ621

Sampling Date: 2021-05-25  
Lab Batch Date: 2021-05-25  
Completion Date: 2021-06-08

Initial Gross Weight: 7.242 g



## Terpenes - FL

Specimen Weight: 103.900 mg

Tested  
(GC/GCMS)

Dilution Factor: 10000.000

Analyte	LOQ (%)	Result (mg/g)	(%)	Analyte	LOQ (%)	Result (mg/g)	(%)
trans-Caryophyllene	0.02	160.378	16.038	(R)-(+)-Limonene	0.02	119.487	11.949
beta-Myrcene	0.02	64.581	6.458	alpha-Humulene	0.02	55.181	5.518
alpha-Pinene	0.02	51.322	5.132	Linalool	0.02	43.567	4.357
Caryophyllene oxide	0.02	37.102	3.710	Farnesene	0.02	31.983	3.198
beta-Pinene	0.02	19.900	1.990	Fenchyl Alcohol	0.02	10.158	1.016
Terpineol	0.02	8.523	0.852	trans-Nerolidol	0.02	5.538	0.554
Eucalyptol	0.02	4.885	0.488	Borneol	0.04	3.927	0.393
Camphene	0.02	3.583	0.358	Terpinolene	0.02	3.302	0.330
Geranyl acetate	0.02	2.498	0.250	Ocimene	0.014	0.885	0.089
Sabinene	0.02	<LOQ	<LOQ	Pulegone	0.02	<LOQ	<LOQ
Isopulegol	0.02	<LOQ	<LOQ	Sabinene Hydrate	0.02	<LOQ	<LOQ
Nerol	0.02	<LOQ	<LOQ	(+)-Cedrol	0.02	<LOQ	<LOQ
Fenchone	0.02	<LOQ	<LOQ	Isoborneol	0.02	<LOQ	<LOQ
Hexahydrothymol	0.02	<LOQ	<LOQ	Guaiol	0.02	<LOQ	<LOQ
Geraniol	0.02	<LOQ	<LOQ	Gamma-Terpinene	0.02	<LOQ	<LOQ
cis-Nerolidol	0.02	<LOQ	<LOQ	Camphors	0.04	<LOQ	<LOQ
alpha-Terpinene	0.02	<LOQ	<LOQ	alpha-Phellandrene	0.02	<LOQ	<LOQ
alpha-Cedrene	0.02	<LOQ	<LOQ	alpha-Bisabolol	0.02	<LOQ	<LOQ
3-Carene	0.02	<LOQ	<LOQ	Valencene	0.02	<LOQ	<LOQ

**Total Terpenes: 62.680%**

*Xueli Gao*  
Xueli Gao Lab Toxicologist  
Ph.D., DABT

*Aixia Sun*  
Aixia Sun Lab Director/Principal Scientist  
D.H.Sc., M.Sc., B.Sc., MT (AAB)



Definitions and Abbreviations used in this report: \*Total CBD = CBD + (CBD-A \* 0.877), \*Total THC = THCA-A \* 0.877 + Delta 9 THC, \*CBG Total = (CBGA \* 0.877) + CBG, \*CBN Total = (CBNA \* 0.877) + CBN, \*Other Cannabinoids Total = CBC + CBDV + THCV + THCV-A, \*Total Detected Cannabinoids = CBD Total + CBG Total + CBN Total + THC Total + CBC + CBDV + THCV + THCV-A, \*Analyte Details above show the Dry Weight Concentrations unless specified as 12% moisture concentration. (mg/ml) = Milligrams per Milliliter, LOQ = Limit of Quantitation, LOD = Limit of Detection, Dilution = Dilution Factor (ppb) = Parts per Billion, (%) = Percent, (cfu/g) = Colony Forming Unit per Gram (cfu/g) = Colony Forming Unit per Gram, , LOD = Limit of Detection, (µg/g) = Microgram per Gram (ppm) = Parts per Million, (ppm) = (µg/g), (aw) = aw (area ratio) = Area Ratio, (mg/Kg) = Milligram per Kilogram



This report shall not be reproduced, without written approval, from ACS Laboratory. The results of this report relate only to the material or product analyzed. Test results are confidential unless explicitly waived otherwise. Accredited by a third-party accrediting body as a competent testing laboratory pursuant to ISO/IEC 17025 of the International Organization for Standardization.



License No. 800025015  
 FL License # CMTL-0003  
 CLIA No. 10D1094068

## Certificate of Analysis

Compliance Test

**Extract Labs**  
 3620 Walnut St  
 Boulder, CO 80301


Batch #  
 Batch Date: 2021-08-26  
 Extracted From: Hemp

Test Reg State: Oregon

Order # EXT210826-010009  
 Order Date: 2021-08-26  
 Sample # AABV050

Sampling Date: 2021-08-30  
 Lab Batch Date: 2021-08-30  
 Completion Date: 2021-09-03

Initial Gross Weight: 21.457 g



Product Image

**Mycotoxins**  
 Passed

**Potency Panel Not Included**

Xueli Gao Lab Toxicologist  
 Ph.D., DABT

Aixia Sun Lab Director/Principal Scientist  
 D.H.Sc., M.Sc., B.Sc., MT (AAB)



Definitions and Abbreviations used in this report: \*Total CBD = CBD + (CBD-A \* 0.877), \*Total THC = THCA-A \* 0.877 + Delta 9 THC, \*CBG Total = (CBGA \* 0.877) + CBG, \*CBN Total = (CBNA \* 0.877) + CBN, \*Other Cannabinoids Total = CBC + CBDV + THCV + THCV-A, \*Total Detected Cannabinoids = CBD Total + CBG Total + CBN Total + THC Total + CBC + CBDV + THCV + THCV-A, \*Analyte Details above show the Dry Weight Concentrations unless specified as 12% moisture concentration. (mg/ml) = Milligrams per Milliliter, LOQ = Limit of Quantitation, LOD = Limit of Detection, Dilution = Dilution Factor (ppb) = Parts per Billion, (%) = Percent, (cfu/g) = Colony Forming Unit per Gram (cfu/g) = Colony Forming Unit per Gram, , LOD = Limit of Detection, (µg/g) = Microgram per Gram (ppm) = Parts per Million, (ppm) = (µg/g), (aw) = aw (area ratio) = Area Ratio, (mg/Kg) = Milligram per Kilogram



*This report shall not be reproduced, without written approval, from ACS Laboratory. The results of this report relate only to the material or product analyzed. Test results are confidential unless explicitly waived otherwise. Accredited by a third-party accrediting body as a competent testing laboratory pursuant to ISO/IEC 17025 of the International Organization for Standardization.*



License No. 800025015  
FL License # CMTL-0003  
CLIA No. 10D1094068

## Certificate of Analysis

Compliance Test

**Extract Labs**  
3620 Walnut St  
Boulder, CO 80301

Batch #  
Batch Date: 2021-08-26  
Extracted From: Hemp

Test Reg State: Oregon

Order # EXT210826-010009  
Order Date: 2021-08-26  
Sample # AABV050

Sampling Date: 2021-08-30  
Lab Batch Date: 2021-08-30  
Completion Date: 2021-09-03

Initial Gross Weight: 21.457 g

### Mycotoxins

Specimen Weight: 164.000 mg

**Passed**  
(LCMS)

Dilution Factor: 9.146

Analyte	LOQ (ppb)	Action Level (ppb)	Result (ppb)	Analyte	LOQ (ppb)	Action Level (ppb)	Result (ppb)
Aflatoxin B1	6	20	<LOQ	Aflatoxin B2	6	20	<LOQ
Aflatoxin G1	6	20	<LOQ	Aflatoxin G2	6	20	<LOQ
Ochratoxin A	12	20	<LOQ				

*Xueli Gao*  
Xueli Gao  
Lab Toxicologist  
Ph.D., DABT

*Aixia Sun*  
Aixia Sun  
Lab Director/Principal Scientist  
D.H.Sc., M.Sc., B.Sc., MT (AAB)



Definitions and Abbreviations used in this report: \*Total CBD = CBD + (CBD-A \* 0.877), \*Total THC = THCA-A \* 0.877 + Delta 9 THC, \*CBG Total = (CBGA \* 0.877) + CBG, \*CBN Total = (CBNA \* 0.877) + CBN, \*Other Cannabinoids Total = CBC + CBDV + THCV + THCV-A, \*Total Detected Cannabinoids = CBD Total + CBG Total + CBN Total + THC Total + CBC + CBDV + THCV + THCV-A, \*Analyte Details above show the Dry Weight Concentrations unless specified as 12% moisture concentration. (mg/ml) = Milligrams per Milliliter, LOQ = Limit of Quantitation, LOD = Limit of Detection, Dilution = Dilution Factor (ppb) = Parts per Billion, (%) = Percent, (cfu/g) = Colony Forming Unit per Gram (cfu/g) = Colony Forming Unit per Gram, , LOD = Limit of Detection, (µg/g) = Microgram per Gram (ppm) = Parts per Million, (ppm) = (µg/g), (aw) = aw (area ratio) = Area Ratio, (mg/Kg) = Milligram per Kilogram



This report shall not be reproduced, without written approval, from ACS Laboratory. The results of this report relate only to the material or product analyzed. Test results are confidential unless explicitly waived otherwise. Accredited by a third-party accrediting body as a competent testing laboratory pursuant to ISO/IEC 17025 of the International Organization for Standardization.



**KF**


<b>Batch ID:</b>		<b>Test ID:</b>	T000107184
<b>Type:</b>	Plant	<b>Submitted:</b>	10/30/2020 @ 12:08 PM
<b>Test:</b>	Pesticides	<b>Started:</b>	11/3/2020
<b>Method:</b>		<b>Reported:</b>	11/4/2020


**PESTICIDE RESIDUE**

Compound	Dynamic Range (ppb)	Result (ppb)	Compound	Dynamic Range (ppb)	Result (ppb)
Acephate	38 - 2235	ND*	Malathion	272 - 2235	ND*
Acetamiprid	37 - 2235	ND*	Metalaxyl	261 - 2235	ND*
Abamectin	>250	ND*	Methiocarb	38 - 2235	ND*
Azoxystrobin	41 - 2235	ND*	Methomyl	37 - 2235	ND*
Bifenazate	271 - 2235	ND*	MGK 264 1	143 - 2235	ND*
Boscalid	265 - 2235	ND*	MGK 264 2	109 - 2235	ND*
Carbaryl	38 - 2235	ND*	Myclobutanil	39 - 2235	ND*
Carbofuran	38 - 2235	ND*	Naled	256 - 2235	ND*
Chlorantraniliprole	247 - 2235	ND*	Oxamyl	35 - 2235	ND*
Chlorpyrifos	273 - 2235	ND*	Paclobutrazol	39 - 2235	ND*
Clofentezine	259 - 2235	ND*	Permethrin	282 - 2235	ND*
Diazinon	272 - 2235	ND*	Phosmet	266 - 2235	ND*
Dichlorvos	>242	ND*	Prophos	249 - 2235	ND*
Dimethoate	37 - 2235	ND*	Propoxur	38 - 2235	ND*
E-Fenpyroximate	291 - 2235	ND*	Pyridaben	39 - 2235	ND*
Etofenprox	43 - 2235	ND*	Spinosad A	38 - 2235	ND*
Etoxazole	42 - 2235	ND*	Spinosad D	11 - 2235	ND*
Fenoxycarb	>253	ND*	Spiromesifen	>30	ND*
Fipronil	315 - 2235	ND*	Spirotetramat	>256	ND*
Flonicamid	40 - 2235	ND*	Spiroxamine 1	15 - 2235	ND*
Fludioxonil	>299	ND*	Spiroxamine 2	21 - 2235	ND*
Hexythiazox	297 - 2235	ND*	Tebuconazole	274 - 2235	ND*
Imazalil	55 - 2235	ND*	Thiacloprid	37 - 2235	ND*
Imidacloprid	39 - 2235	ND*	Thiamethoxam	36 - 2235	ND*
Kresoxim-methyl	246 - 2235	ND*	Trifloxystrobin	38 - 2235	ND*

\* ND = None Detected (Defined by Dynamic Range of the method)

N/A

**FINAL APPROVAL**

 Tyler Wiese  
 4-Nov-2020  
 5:59 PM


 Greg Zimpfer  
 4-Nov-2020  
 8:39 PM

PREPARED BY / DATE

APPROVED BY / DATE

Testing results are based solely upon the sample submitted to Botanacor Laboratories, LLC, in the condition it was received. Botanacor Laboratories, LLC warrants that all analytical work is conducted professionally in accordance with all applicable standard laboratory practices using validated methods. Data was generated using an unbroken chain of comparison to NIST traceable Reference Standards and Certified Reference Materials. This report may not be reproduced, except in full, without the written approval of Botanacor Laboratories, LLC.



KF

<b>Batch ID:</b>	N/A	<b>Test ID:</b>	T000107185
<b>Type:</b>	Plant	<b>Submitted:</b>	10/30/2020 @ 12:08 PM
<b>Test:</b>	Metals	<b>Started:</b>	11/4/2020
<b>Method:</b>	TM19	<b>Reported:</b>	11/4/2020

## HEAVY METALS

Analyte	Dynamic Range (ppm)	Result (ppm)
Arsenic	0.036 - 3.56	ND
Cadmium	0.035 - 3.49	ND
Mercury	0.036 - 3.56	ND
Lead	0.034 - 3.40	ND

\* ND = None Detected (Defined by Dynamic Range of the method)

## FINAL APPROVAL

Daniel Weidensaul  
4-Nov-2020  
5:58 PMGreg Zimpfer  
4-Nov-2020  
8:00 PM

PREPARED BY / DATE

APPROVED BY / DATE

Testing results are based solely upon the sample submitted to Botanacor Laboratories, LLC, in the condition it was received. Botanacor Laboratories, LLC warrants that all analytical work is conducted professionally in accordance with all applicable standard laboratory practices using validated methods. Data was generated using an unbroken chain of comparison to NIST traceable Reference Standards and Certified Reference Materials. This report may not be reproduced, except in full, without the written approval of Botanacor Laboratories, LLC.